

FEATURES :

- Universal Input 85~265VAC
- High Efficiency Up To 82%
- Protection: Short Circuit / Overload/Over Voltage
- Energy Efficiency Conforms to DOE6
- No Load Power Consumption<0.1W
- 3 Years Warranty
- ROHS Compliant

Specifications typical at TA=25°C, nominal input voltage and rated output current unless otherwise specified

Part Number	Output Wattage	Output Voltage	Output Current	Ripple & Noise	Efficiency
	(W)	(VDC)	(mA)	(mV) max	(TYP %)
GA10G-S05-X	5	5	2000	200	76
GA10G-S12-X	10.08	12	840	200	81
GA10G-S15-X	10.05	15	670	200	81
GA10G-S24-X	10.08	24	420	200	82

Notes:

X= ONE digit representing the output power (W) The output power is rising in steps of 1W from 1W to the max. output Power; When the output power is maximum power, X is omitted.

E.g:5W=GA10G-S05-5, GA10G-S15-5 10W=GA10G-S05, GA10G-S15

Input Specifications

Parameters	Conditions	Min	Typ	Max	Units
Rated Input Voltage	Vo, lo nom		100~240		Vac
Voltage Range	Vo, lo nom	AC in		265	Vac
		DC in	100	370	Vdc
Line Frequency	Vi nom, lo nom	47		63	Hz
Inrush Current	lo nom	Vi:115VAC		30	A
		Vi:230VAC		60	A
Leakage Current				0.25	mA
Input Current (Full load)		250mA TYP.(115Vac)	150mA TYP.(230Vac)		
External Fuse(recommend)	VDE/UL/CCC FUSE 2.5A/250V (Slow blow).				

YUAN DEAN SCIENTIFIC



Green AC-DC Converter

GA10G SERIES

10Watt

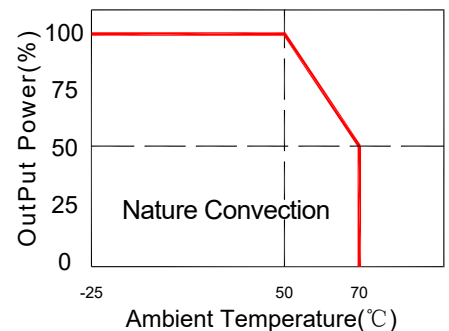
3KVac Isolated

Single Output

2" x 1" Package Module



Temperature Derating Graph



Output Specifications

Parameters	Conditions	Min	Typ	Max	Units
Output Voltage Accuracy	Vi nom, Io nom			±5	%
Minimum Load	Vi nom	0			%
Line Regulation	Io nom, Vi min...Vi max		±2.0		%
Load Regulation	Vi nom, Io min...Io nom		±3.0		%
Protection	Over load	Above 115% rated output power			
		Protection type: Recovers automatically after fault condition is removed			
	Over Voltage	120%-150% rated output Voltage			
Protection type: Zener diode clamp					
	Short circuit	Recovers automatically after fault condition is removed			

Notes:

Ripple & noise is measured by using 20 MHz bandwidth, measured with a 47uf paralleled with a high-frequency 0.47uf capacitor across each output by full load.

General Specifications

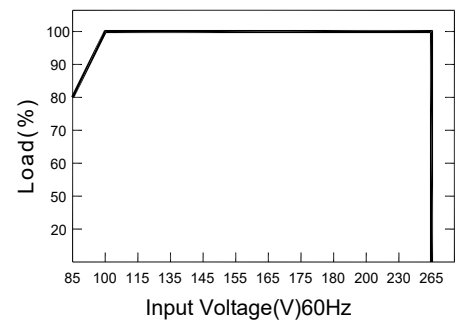
Parameters	Conditions	Min	Typ	Max	Units
Switching Frequency	Vi nom, Io nom		65		KHz
Isolation Voltage	Input / Output		3KVac/ 5mA/5Secs		
Isolation Resistance	Input / Output, @500 Vdc	100			MΩ
Operating Temperature	Refer to Temperature Derating Graph	-25		+70	°C
Storage Temperature	Non Operational	-40		+85	°C
Relative Humidity	Vi nom, Io nom			95	% RH
Safety Standards	Design refer to EN62368-1				
EMI Conduction & Radiation	Design refer to EN55032				
EMS Immunity	Design refer to EN55024				
Dimension	L50.80x W25.40 x H17.02mm				
Cooling	Free air convection				

Part Number

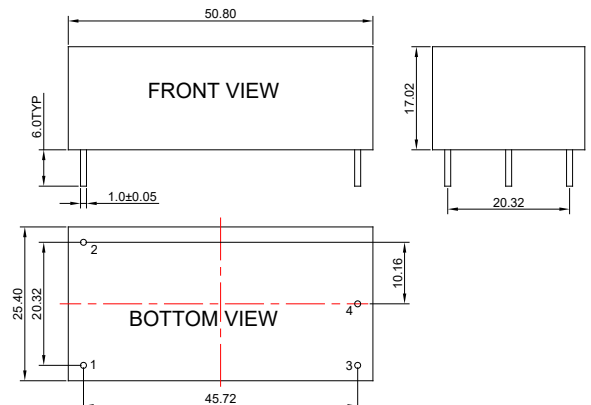
$$\text{GA10G} - \frac{\text{S}}{\text{A}} \frac{\text{12}}{\text{B}} \frac{\text{C}}$$

- A : Series
- B : Single Output
- C : Output Voltage

Output Derating VS Input Voltage



Markings and Dimensions



Unit : mm,
Unless otherwise specified, all tolerances are ±0.50

PIN Connection

PIN	1	2	3	4
GA10G	ACN	ACL	-Vo	+Vo

