


## FEATURES:

- Quad transformers in a surface mount package supports two T1/E1 ports
- Available in transmit And/Or receive configurations
- Models match Et to leading quad and dual T1/E1/CEPT transceivers
- Isolation voltage: 1500Vrms
- Recognized by UL 1950

## TEST CONDITIONS:

- Inductance-----10KHz/20mV
- Leakage Inductance -----100KHz/1V
- Interwinding Capacitance -100KHz/1V



## YUAN DEAN SCIENTIFIC



## T1/CEPT/ISDN-PRI

## Quad Transformers

## 59T/59TB SERIES

## 1.5KVrms Isolation

## Surface Mount Package



## Electrical Specifications @25°C-Operating Temperature 0°C to 70°C

Part Number	Turns Ratio (±5%)	OCL@25°C (mH min.)	LL (uH Max)	Cw/w (pF Max)	DCR Pri (Ω Max)	DCR Sec (Ω Max)	Primary Pins
59T(B)-1221ANL	1:1.36/1	1.2	0.40	30	0.7	1.0	1-3,5-7,10-12,14-16
59T(B)-1222ANL	1:1.58/1.266	1.2	0.50	24	0.6	0.8	1-3,5-7,10-12,14-16
59T(B)-1223ANL	1:2CT	1.2	0.35	30	0.6	1.0	1-3,5-7,10-12,14-16
59T(B)-1224ANL	1:1.15CT	1.2	0.70	23	0.6	0.8	1-3,5-7,10-12,14-16
59T(B)-1221BNL	1:1.36/1:2	1.2	0.80	35	0.6	1.0	1-3,10-12,19-17,28-26
59T(B)-1225ANL	1:1.265/1	1.2	0.80	35	0.6	0.8	1-3,5-7,10-12,14-16
59T(B)-1226ANL	1:1.36CT	1.2	0.50	30	0.6	0.8	1-3,5-7,10-12,14-16
59T(B)-1227ANL	1:2/1.15	1.2	0.40	30	0.6	1.0	1-3,5-7,10-12,14-16
59T(B)-1221CNL	1:2.3/2	1.2	0.80	35	0.6	1.1	1-3,28-26,10-12,19-17
59T(B)-1228ANL	1:1.414CT	1.2	0.80	30	1.0	1.2	1-3,5-7,10-12,14-16

Note: B=Bottom potting, e.g. 59TB-1221ANL,59TB-1222ANL

[www.yds.com.tw](http://www.yds.com.tw)



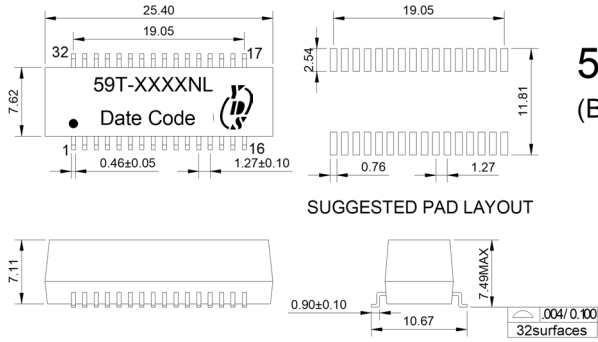
TEL: 886-6-3842899 FAX: 886-6-3843288

E-MAIL: [ydsweb@yds.com.tw](mailto:ydsweb@yds.com.tw)

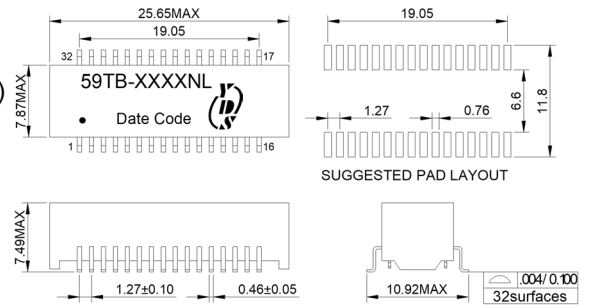
Rev: 1 2023/07/25

Mechanicals and Dimensions

59T  
(H+C)



59TB  
(Bottom Potting)



UNIT: mm  
Unless otherwise specified, all tolerances are ±0.25

Schematics

