

FEATURES :

- 7PIN SIP Package
- High Efficiency up to 82%
- Output Continuous Short Circuit Protection
- Unregulated Output Types
- Internal SMD Construction
- Industry Standard Pinout
- Operating Temperature:-40°C TO +105°C

Specifications typical at TA=25°C, nominal input voltage and rated output current unless otherwise specified

Part Number	Output Voltage	Output Current	Ripple & Noise (mVp-p)		Efficiency	Package Style
	Vdc	mA	Typ	Max	%TYP	
12DB-05S05N	5	200	60	100	80	1
12DB-05S09N	9	112	60	100	80	1
12DB-05S12N	12	84	60	100	80	1
12DB-05S15N	15	67	60	100	80	1
12DB-12S05N	5	200	60	100	80	1
12DB-12S09N	9	112	60	100	80	1
12DB-12S12N	12	84	60	100	82	1
12DB-12S15N	15	67	60	100	81	1
12DB-15S05N2	5	200	60	100	78	2
12DB-15S09N2	9	112	60	100	79	2
12DB-15S12N2	12	84	60	100	79	2
12DB-15S15N2	15	67	60	100	79	2
12DB-24S05N2	5	200	60	100	77	2
12DB-24S09N2	9	112	60	100	79	2
12DB-24S12N2	12	84	60	100	79	2
12DB-24S15N2	15	67	60	100	79	2
12DB-24S24N2	24	42	60	100	81	2
12DB-05D05N	±5	±100	60	100	80	1
12DB-05D09N	±9	±56	60	100	80	1
12DB-05D12N	±12	±42	60	100	80	1
12DB-05D15N	±15	±34	60	100	80	1
12DB-12D05N	±5	±100	60	100	80	1
12DB-12D09N	±9	±56	60	100	80	1
12DB-12D12N	±12	±42	60	100	82	1
12DB-12D15N	±15	±34	60	100	81	1
12DB-15D05N2	±5	±100	60	100	78	2
12DB-15D09N2	±9	±56	60	100	78	2
12DB-15D12N2	±12	±42	60	100	78	2
12DB-15D15N2	±15	±34	60	100	78	2
12DB-24D05N2	±5	±100	60	100	78	2
12DB-24D09N2	±9	±56	60	100	79	2
12DB-24D12N2	±12	±42	60	100	79	2
12DB-24D15N2	±15	±34	60	100	78	2

Input Specifications

Parameters	Conditions	Min	Typ	Max	Units
Voltage Tolerance	Vo,Io Nom			±10	%
Filter	Capacitor				



DC-DC Converter


12DB SERIES

1Watt

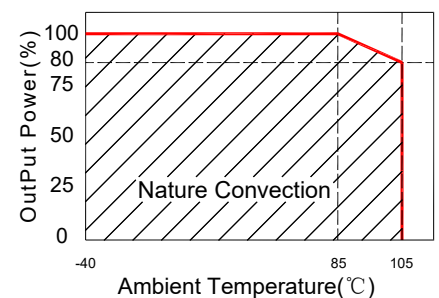
3KV Isolated

Single & Dual Output

SIP7



Temperature Derating Graph



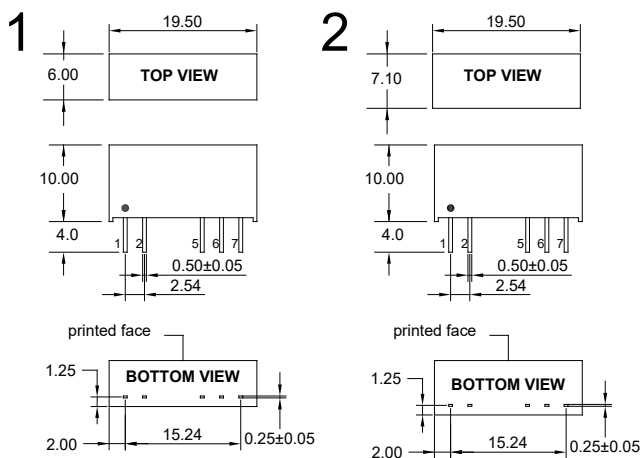
Output Specifications

Parameters	Conditions	Min	Typ	Max	Units
Voltage Tolerance	100% full load			±5	%
Short Circuit Protection	Continuous				
Line Regulation	For 1.0% OF Vin		1.2		%
Load Regulation	5V,9V (10% To 100% F.L)			15	%
Load Regulation	12~24V (10% To 100% F.L)			10	%
Load Regulation	±5V,±9V (10% To 100% F.L)			15	%
Load Regulation	±12V~±24V (10% To 100% F.L)			10	%

General Specifications

Parameters	Conditions	Min	Typ	Max	Units
Isolation Resistance	500Vdc	1000			MΩ
Switching Frequency	Full load, nominal input		100		KHz
Operating Temperature		-40		+105	°C
Storage Temperature		-55		+125	°C
Humidity	Non Condensing			95	%
Cooling	Free air Convection				
Case material	DAP				
MTBF	MIL-HDBK-217F@25°C	3500000			Hours
Weight	Package1 or Package2		2.1 or 2.7		g
Dimensions	Package1 or Package2	19.5x6.0x10.0 or 19.5x7.1x10.0			mm

Markings and Dimensions

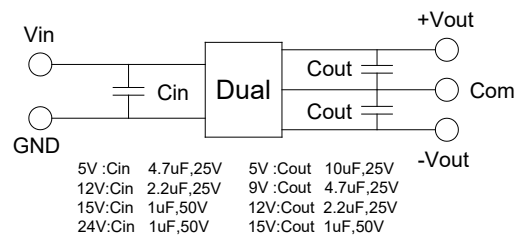
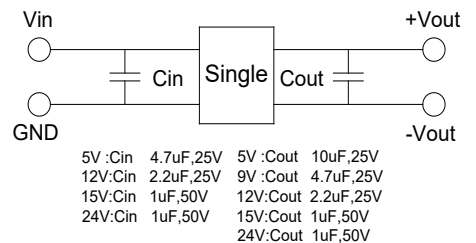


Unit: mm Unless otherwise specified, all tolerances are ±0.25

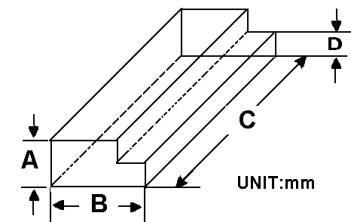
Part Number

12DB - 05 S 05 N 2
 A B C D E F
 A:Series
 B:Input Voltage
 C:Single(S)Dual(D)
 D:Output Voltage
 E:Unregulated(N)
 F:Package

Recommended Test Circuit



Packaging



Size (mm)			
A	B	C	D
9.50	16.5	522	5.0

PIN Connection

PIN	1	2	5	6	7
Single	+Vin	-Vin	-Vout	No Pin	+Vout
Dual	+Vin	-Vin	-Vout	Com	+Vout

